

HOMELESSNESS IN METRO VANCOUVER: A FOCUS ON SENIORS (55+ YEARS)

March 8th 2017

ABOUT

A point-in-time homeless count took place in Metro Vancouver on March 8th 2017. A total of 3,605 individuals were found to be experiencing homelessness.

This graphic highlights seniors who were 55 years and older, representing 21% of those who responded to the age question or 518 individuals.

NOTE: Not every person who was counted participated in the survey, as such, the number of responses varies between questions. *Due to rounding, some percentages may not add up exactly.

KEY FINDINGS

1

A higher % of seniors identified as male compared to all respondents

2

A lower % of seniors identified as Indigenous/Aboriginal compared to all respondents

3

A higher % of seniors reported medical conditions & physical disability compared to all respondents

4

A lower % of seniors reported addictions and mental illness compared to all respondents

5

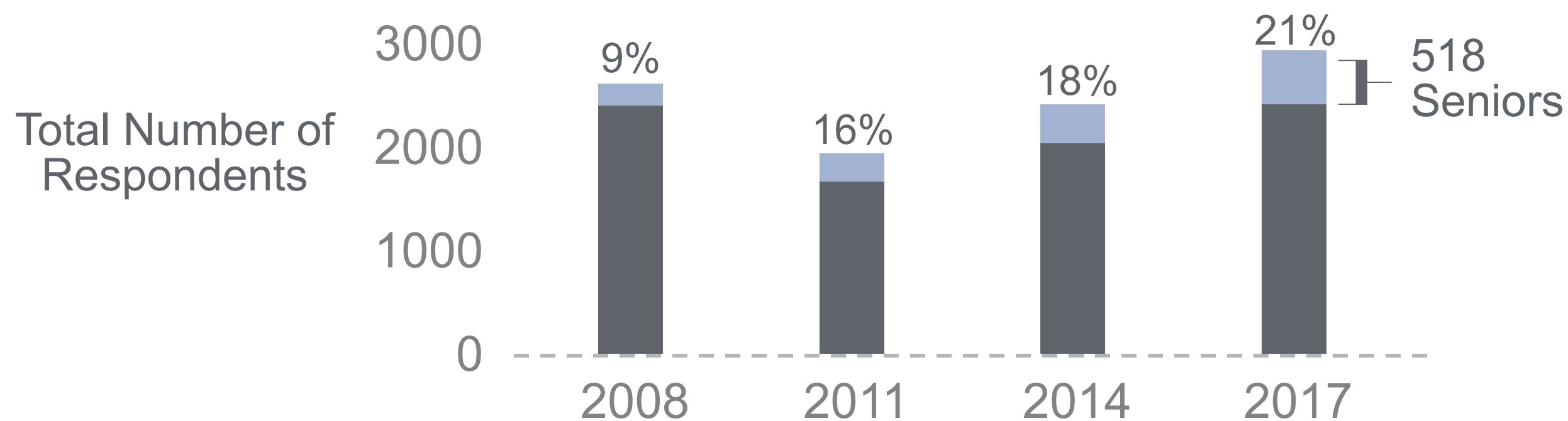
43% of seniors received OAS/GIS/ CPP or another pension compared to 11% of all respondents

6


13% of seniors had a full-time or part-time job compared to 22% of all respondents

OVERVIEW


SHARE OF SENIORS EXPERIENCING HOMELESSNESS 2008-2017




GENDER*



79% MALE



19% FEMALE



1% ANOTHER GENDER

COMPARED TO ALL RESPONDENTS: 72% MALE, 27% FEMALE, AND 1% ANOTHER GENDER

INDIGENOUS

24%

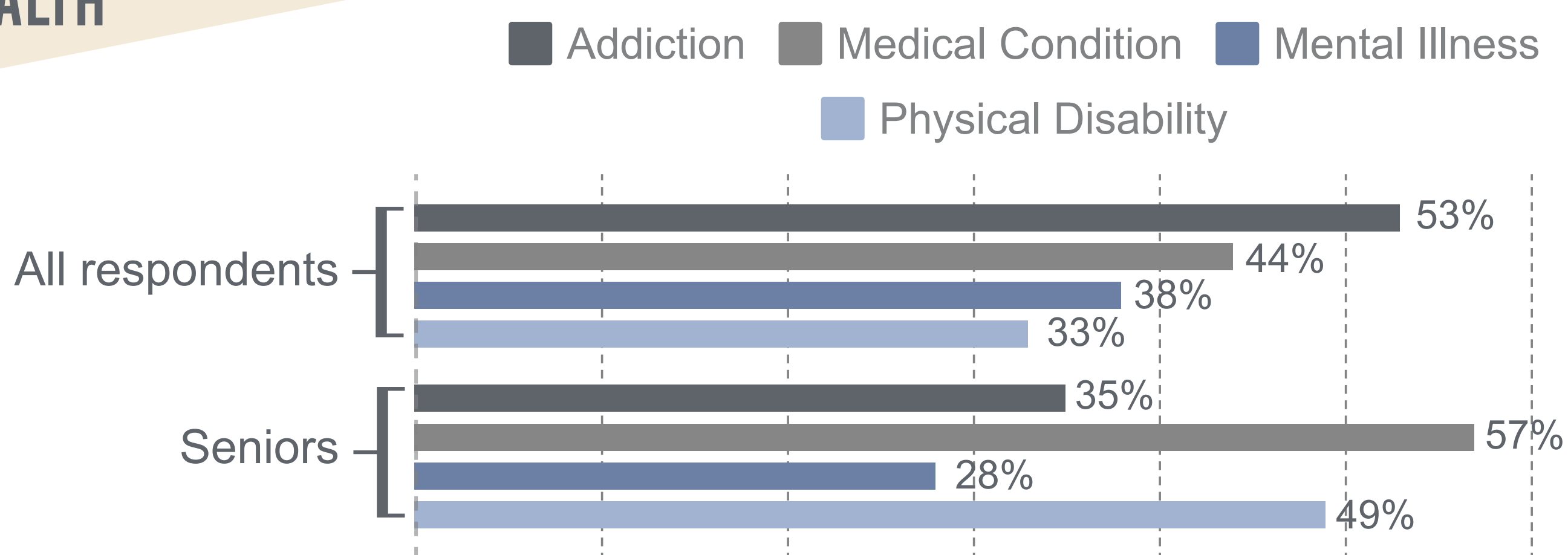
OF SENIORS

34%

OF ALL RESPONDENTS

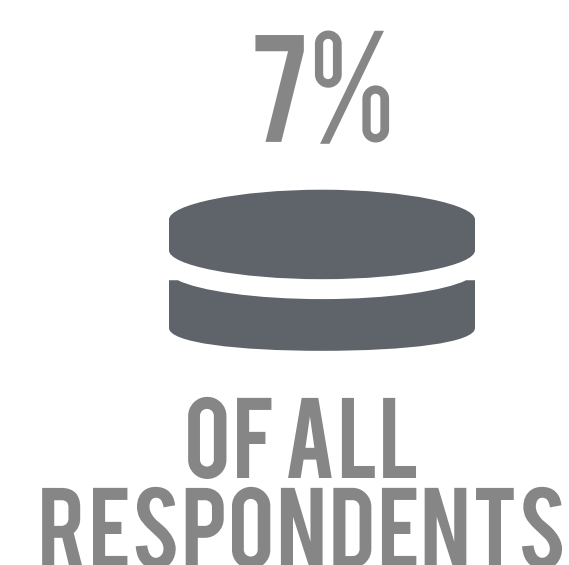
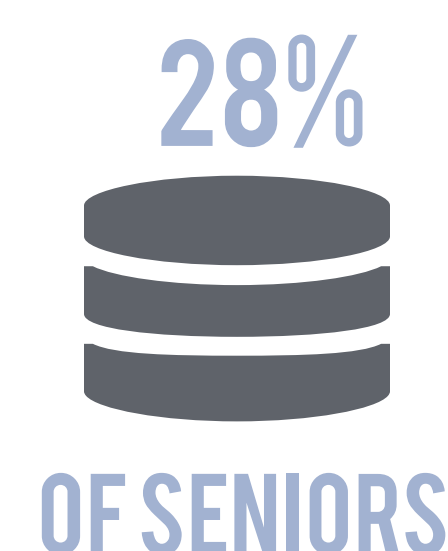
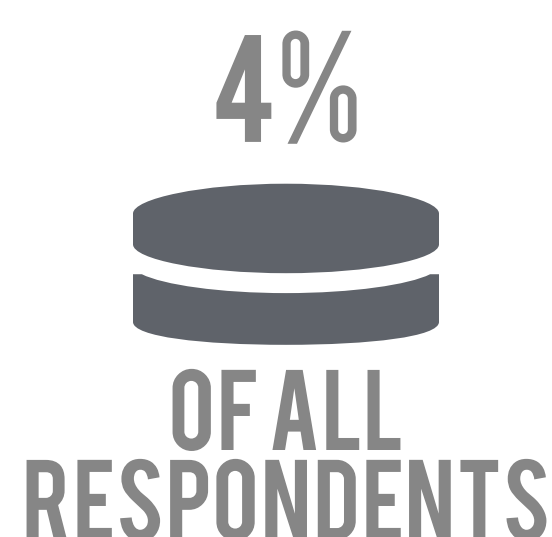
IDENTIFIED AS INDIGENOUS / ABORIGINAL OR HAD INDIGENOUS / ABORIGINAL ANCESTRY

HEALTH



INCOME

"WHAT ARE YOUR SOURCES OF INCOME?"



RECEIVED OLD AGE SECURITY (OAS)/ GUARANTEED INCOME SUPPLEMENT (GIS)

RECEIVED CANADA PENSION PLAN (CPP) OR ANOTHER PENSION

EMPLOYMENT



HAD EITHER A FULL-TIME OR PART-TIME JOB